

## D10mm 635nm Red Uniform Line Laser Module

### Application


Industrial Areas / Laser Imaging/ Laser Scan / Biochemical

### Property

Wavelength Range = 635nm

### Introduction

IADIY red uniform line laser modules are successfully applied in industry, laser imaging, biomedical, military, etc. 635nm uniform laser line module series are distinguished by its good quality, high MTTF, good stability and reliability, it also can be custom made as requirements.



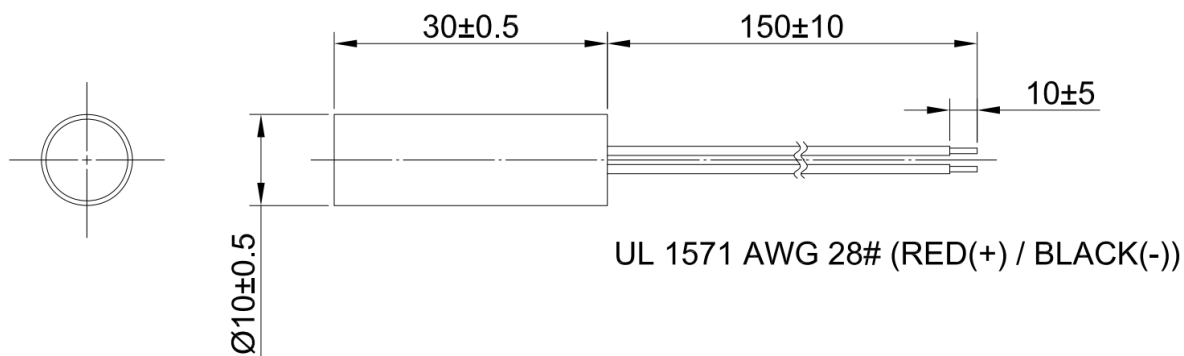
### Specifications(T=25°C)

Items	Symbols	LM10R635H10U30
Mode		CW
Wavelength	$\lambda$	635nm
Lens		glass
Spot	L/C	Line
Span angle	$\emptyset$	20°, 30°
Line width		<1mm at 1m
Diameter x Length	$\Phi \times L$	10x30 mm
Output Power	Po	<5mW
Power Stability		<5%
Divergence Angle	mrad	<1°
Operating Voltage(DC)	Vo	3V / 5V
CW Operating Current	Io	20~30mA (typ), 40mA max
Operating Temperature	To	-10°C ~ +40°C
Storage Temperature	Ts	-20°C ~ +80°C
Housing Material		Aluminum
Mean time to failure		>10000 hrs



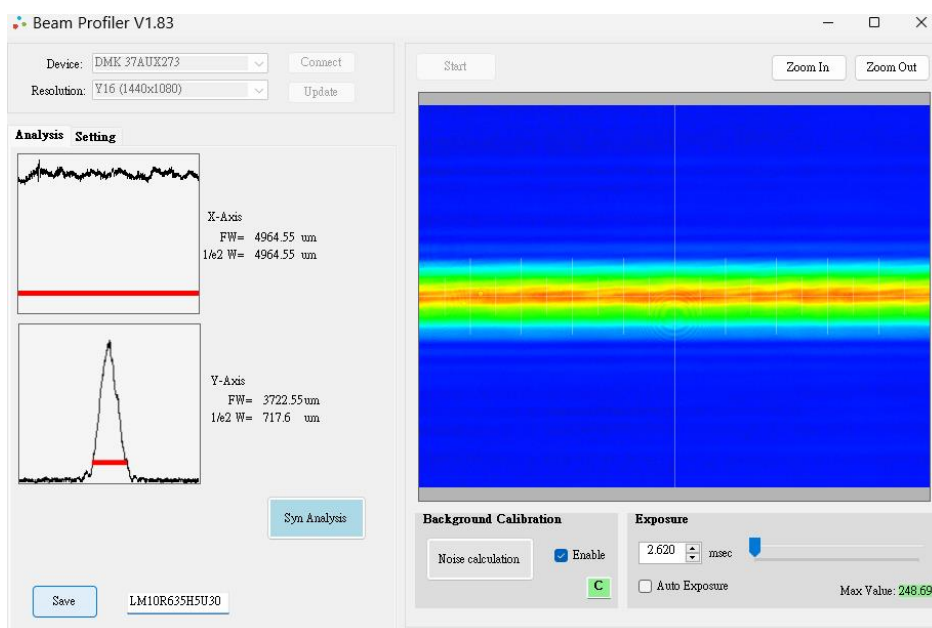
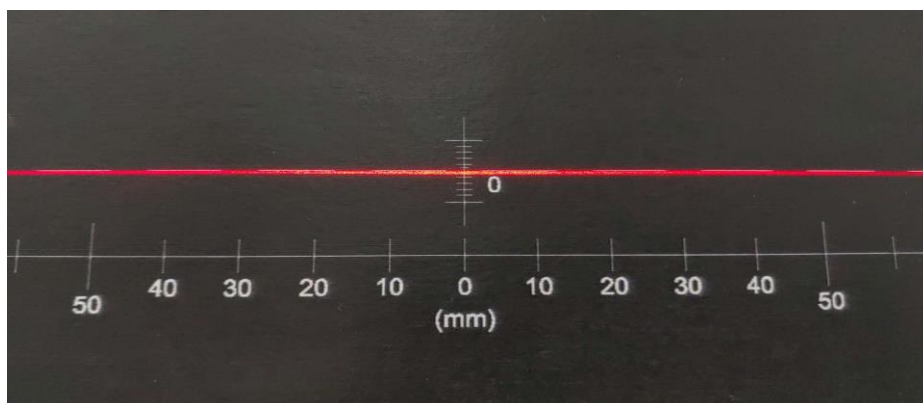
ATTENTION – Observe Precautions For Handling – Electrostatic Sensitive Device

## Outline Dimensions



## Beam Width Data

Red Uniform Line Shape at 1m



### Power Stability

The actual output power will be between the range 4mW to 5mW, but once make sure the value, for example,  $5\text{mW} \pm 0.25\text{mW}$  in the  $25^\circ\text{C}$  temperature. Then the power stability represents 5%.

### Spot size

The spot size defined as Gaussian beam. In optics, a Gaussian beam is a beam of electromagnetic radiation whose transverse electric field and intensity (irradiance) distributions are well approximated by Gaussian functions. Many lasers emit beams that approximate a Gaussian profile, in which case the laser is said to be operating on the fundamental transverse mode, or "TEM00 mode" of the laser's optical resonator. When refracted by a diffraction-limited lens, a Gaussian beam is transformed into another Gaussian beam (characterized by a different set of parameters), which explains why it is a convenient, widespread model in laser optics.

### Mean time to failure (MTTF)

Mean time to failure (MTTF) is the length of time a device or other product is expected to last in operation. MTTF is one of many ways to evaluate the reliability of pieces of hardware or other technology. It's important to note, however, that the mean time to failure metrics provided by companies regarding specific products or components may not have been collected by running one unit continuously until failure. Instead, MTTF data is often collected by running many units, even many thousands of units, for a specific number of hours.

### Laser Safety

The light emitted from these devices has been set in accordance with IEC60825-1. However, staring into the beam, whether directly or indirectly, must be avoided.

#### Class IM

The maximum permissible exposure (MPE) cannot be exceeded, it includes High-power lasers within an enclosure that prevents exposure to the radiation and that cannot be opened without shutting down the laser. For example, a continuous laser at 600nm can emit up to 0.39mW, but for shorter wavelengths, the maximum emission is lower.

#### Class IIM

"Caution", visible laser light less than 1.0mW. Considered eye safe, normal exposure to this type of beam will not cause permanent damage to the retina.

#### Class IIIA

"Danger", visible laser light between 1.0mW and 5.0mW. Considered eye safe with caution. Focusing of this light into the eye could cause some damage.

#### Class IIIB

"Danger", infrared(IR), and high power visible lasers considered dangerous to the retina if exposed. NB: it is important to note that while complying with the above classifications, unless otherwise stated. Our laser diode products are not certified and are designed solely for use in OEM products. The way in which device is used in the final product may alter its original design classification, and it is the responsibility of the OEM to ensure compliance with the relevant standards.

Specifications are subject to change without notice.

